



ISO 9001:2015 Certified


Republic of the Philippines
Northwest Samar State University
Rueda St., Calbayog City 6710
Website: <http://www.nwssu.edu.ph>
Email: main@nwssu.edu.ph
Telefax: (055) 2093657



April 20, 2021



IMELDA C. LACERAS, CESO III
Regional Director
Department of Budget and Management
Regional Office VIII
Villa Ruiz, Brgy. 77, Marasbaras
Tacloban City



Madam:

I have the honor to submit herewith the Summary Performance Monitoring Report (SPMR) of the Northwest Samar State University for the month ending March, 2021.

Please acknowledge receipt hereof. Thank you and more power.

Very truly yours,


BENJAMIN E. PECAYO, Ed.D.
University President

Enclosure: As stated


Copy Furnished: NEDA, Regional Office No. VIII


APPROPRIATIONS, OBLIGATIONS AND DISBURSEMENTS

As of Month Ending March, 2021


Department : State Universities and Colleges (SUCs)
 Agency : Northwest Samar State University
 Operating Unit : < not applicable >
 Organization Code : 08 078 0000000

PARTICULARS	Available Appropriations 1	Allotment Releases 1		Obligations		Disbursements 2		
	Amount	Amount	% to Available Appropriations	Amount	% to Allotment	Amount	% Allotment	% to Obligations
B. Details by Agency	319,014,579.58	278,637,898.87	87 %	123,702,006.12	44 %	46,639,267.81	17 %	38 %
Northwest Samar State University	319,014,579.58	278,637,898.87	87 %	123,702,006.12	44 %	46,639,267.81	17 %	38 %
< not applicable >	319,014,579.58	278,637,898.87	87 %	123,702,006.12	44 %	46,639,267.81	17 %	38 %
Accounts Payable	40,131,453.28	40,131,453.28	100 %	40,131,453.28	100 %	3,852,195.19	10 %	10 %
PS	3,715,835.97	3,715,835.97	100 %	3,715,835.97	100 %	3,517,531.59	95 %	95 %
MOOE	136,258.06	136,258.06	100 %	136,258.06	100 %	0.00	0 %	0 %
FinEx	0.00	0.00	0 %	0.00	0 %	0.00	0 %	0 %
CO	36,279,359.25	36,279,359.25	100 %	36,279,359.25	100 %	334,663.60	1 %	1 %
Current Year	275,191,000.00	234,796,000.00	85 %	83,417,781.70	36 %	42,634,301.48	18 %	51 %
PS	170,799,000.00	141,404,000.00	83 %	32,564,590.84	23 %	32,564,590.84	23 %	100 %
MOOE	29,557,000.00	18,557,000.00	63 %	2,299,589.11	12 %	2,266,364.11	12 %	99 %
FinEx	0.00	0.00	0 %	0.00	0 %	0.00	0 %	0 %
CO	74,835,000.00	74,835,000.00	100 %	48,553,601.75	65 %	7,803,346.53	10 %	16 %
Prior Year	3,692,126.30	3,710,445.59	100 %	152,771.14	4 %	152,771.14	4 %	100 %
PS	2,901,597.83	2,919,917.12	101 %	0.00	0 %	0.00	0 %	0 %
MOOE	635,590.29	635,590.29	100 %	0.00	0 %	0.00	0 %	0 %
FinEx	0.00	0.00	0 %	0.00	0 %	0.00	0 %	0 %
CO	154,938.18	154,938.18	100 %	152,771.14	99 %	152,771.14	99 %	100 %


 RODOLFO B. CORRALES, JR.
 Budget Officer III
 Date: 2021-04-15 11:44:37


 CORNELIO C. BAUTISTA, JR.
 University Accountant
 Date: 2021-04-15 11:44:37


 CORNELIO C. BAUTISTA, JR.
 Director, FMO
 Date: 2021-04-15 11:47:34


 BENJAMIN L. PECAYO, ED.D.
 University President
 Date: 2021-04-15 11:48:08