

MONTHLY REPORT OF DISBURSEMENTS
For the month of March 2022

Department: State Universities and Colleges (SUCs)
Agency/Entity: Northwest Serrano State University
Operating Unit: < not applicable >
Organization Code (LIACS): 00 079 000000
Fund Cluster: 01 Regular Agency Fund


Particulars	Current Year Budget					Prior Year's Budget					Current Year's Accounts Payable					TOTAL	BUS-TOTAL	Year's Liabilities				Grand Total				Remarks		
	PS	MOOE	FinEs	CO	TOTAL	PS	MOOE	FinEs	CO	TOTAL	PS	MOOE	FinEs	CO	TOTAL			PS	MOOE	CO	TOTAL	PS	MOOE	FinEs	CO		TOTAL	
1	2	3	4	5	6(1+2+3+4+5)	7	8	9	10	11(7+8+9+10)	12	13	14	15	16(12+13+14+15)	17(1+16)	18(2+17)	19	20	21	22(19+20+21)	23	24	25	26	27(23+24+25+26)	28	
CASH DISBURSEMENTS	13,450,646.37	1,918,031.83	0.00	0.00	15,368,678.20	0.00	0.00	0.00	0.00	0.00	0.00	0.00	0.00	0.00	0.00	0.00	15,368,678.20	0.00	0.00	0.00	0.00	13,450,646.37	1,918,031.83	0.00	0.00	15,368,678.20		
- Allowance of Cash Advance (NCA)	0.00	0.00	0.00	0.00	0.00	0.00	0.00	0.00	0.00	0.00	0.00	0.00	0.00	0.00	0.00	0.00	0.00	0.00	0.00	0.00	0.00	0.00	0.00	0.00	0.00	0.00	0.00	
- MOE Check issued	0.00	0.00	0.00	0.00	0.00	0.00	0.00	0.00	0.00	0.00	0.00	0.00	0.00	0.00	0.00	0.00	0.00	0.00	0.00	0.00	0.00	0.00	0.00	0.00	0.00	0.00	0.00	
- Advice to Debit Account	0.00	0.00	0.00	0.00	0.00	0.00	0.00	0.00	0.00	0.00	0.00	0.00	0.00	0.00	0.00	0.00	0.00	0.00	0.00	0.00	0.00	0.00	0.00	0.00	0.00	0.00	0.00	
- Notice of Transfer Allocation (NTA)	13,450,646.37	1,918,031.83	0.00	0.00	15,368,678.20	0.00	0.00	0.00	0.00	0.00	0.00	0.00	0.00	0.00	0.00	0.00	15,368,678.20	0.00	0.00	0.00	0.00	13,450,646.37	1,918,031.83	0.00	0.00	15,368,678.20		
- MOE Check received	0.00	0.00	0.00	0.00	0.00	0.00	0.00	0.00	0.00	0.00	0.00	0.00	0.00	0.00	0.00	0.00	0.00	0.00	0.00	0.00	0.00	0.00	0.00	0.00	0.00	0.00	0.00	
- Advice to Cash account	13,450,646.37	1,918,031.83	0.00	0.00	15,368,678.20	0.00	0.00	0.00	0.00	0.00	0.00	0.00	0.00	0.00	0.00	0.00	15,368,678.20	0.00	0.00	0.00	0.00	13,450,646.37	1,918,031.83	0.00	0.00	15,368,678.20		
- Working Fund for FAAs	0.00	0.00	0.00	0.00	0.00	0.00	0.00	0.00	0.00	0.00	0.00	0.00	0.00	0.00	0.00	0.00	0.00	0.00	0.00	0.00	0.00	0.00	0.00	0.00	0.00	0.00	0.00	
- Cash Disbursements (CASH)	0.00	0.00	0.00	0.00	0.00	0.00	0.00	0.00	0.00	0.00	0.00	0.00	0.00	0.00	0.00	0.00	0.00	0.00	0.00	0.00	0.00	0.00	0.00	0.00	0.00	0.00	0.00	
TOTAL CASH DISBURSEMENTS	13,450,646.37	1,918,031.83	0.00	0.00	15,368,678.20	0.00	0.00	0.00	0.00	0.00	0.00	0.00	0.00	0.00	0.00	0.00	15,368,678.20	0.00	0.00	0.00	0.00	13,450,646.37	1,918,031.83	0.00	0.00	15,368,678.20		
NON-CASH DISBURSEMENTS	1,328,789.17	15,992.82	0.00	0.00	1,344,781.99	0.00	0.00	0.00	0.00	0.00	0.00	0.00	0.00	0.00	0.00	0.00	1,344,781.99	0.00	0.00	0.00	0.00	1,328,789.17	15,992.82	0.00	0.00	1,344,781.99		
- Non-Cash Disbursements (NCA)	1,328,789.17	15,992.82	0.00	0.00	1,344,781.99	0.00	0.00	0.00	0.00	0.00	0.00	0.00	0.00	0.00	0.00	0.00	1,344,781.99	0.00	0.00	0.00	0.00	1,328,789.17	15,992.82	0.00	0.00	1,344,781.99		
- Non-Cash Disbursements (NCA)	0.00	0.00	0.00	0.00	0.00	0.00	0.00	0.00	0.00	0.00	0.00	0.00	0.00	0.00	0.00	0.00	0.00	0.00	0.00	0.00	0.00	0.00	0.00	0.00	0.00	0.00	0.00	
- Disbursements should be charged to the appropriate account (please specify)	0.00	0.00	0.00	0.00	0.00	0.00	0.00	0.00	0.00	0.00	0.00	0.00	0.00	0.00	0.00	0.00	0.00	0.00	0.00	0.00	0.00	0.00	0.00	0.00	0.00	0.00	0.00	
- Charitable contributions	0.00	0.00	0.00	0.00	0.00	0.00	0.00	0.00	0.00	0.00	0.00	0.00	0.00	0.00	0.00	0.00	0.00	0.00	0.00	0.00	0.00	0.00	0.00	0.00	0.00	0.00	0.00	
- Personal benefits	0.00	0.00	0.00	0.00	0.00	0.00	0.00	0.00	0.00	0.00	0.00	0.00	0.00	0.00	0.00	0.00	0.00	0.00	0.00	0.00	0.00	0.00	0.00	0.00	0.00	0.00	0.00	
- Allowance of cash disbursements	0.00	0.00	0.00	0.00	0.00	0.00	0.00	0.00	0.00	0.00	0.00	0.00	0.00	0.00	0.00	0.00	0.00	0.00	0.00	0.00	0.00	0.00	0.00	0.00	0.00	0.00	0.00	
- Repayment of loans and other claims	0.00	0.00	0.00	0.00	0.00	0.00	0.00	0.00	0.00	0.00	0.00	0.00	0.00	0.00	0.00	0.00	0.00	0.00	0.00	0.00	0.00	0.00	0.00	0.00	0.00	0.00	0.00	
- Payment of non-current liability	0.00	0.00	0.00	0.00	0.00	0.00	0.00	0.00	0.00	0.00	0.00	0.00	0.00	0.00	0.00	0.00	0.00	0.00	0.00	0.00	0.00	0.00	0.00	0.00	0.00	0.00	0.00	
- Tax	0.00	0.00	0.00	0.00	0.00	0.00	0.00	0.00	0.00	0.00	0.00	0.00	0.00	0.00	0.00	0.00	0.00	0.00	0.00	0.00	0.00	0.00	0.00	0.00	0.00	0.00	0.00	
TOTAL NON-CASH DISBURSEMENTS	1,328,789.17	15,992.82	0.00	0.00	1,344,781.99	0.00	0.00	0.00	0.00	0.00	0.00	0.00	0.00	0.00	0.00	0.00	1,344,781.99	0.00	0.00	0.00	0.00	1,328,789.17	15,992.82	0.00	0.00	1,344,781.99		
GRAND TOTAL	14,779,435.54	1,934,024.65	0.00	0.00	16,713,460.19	0.00	0.00	0.00	0.00	0.00	0.00	0.00	0.00	0.00	0.00	0.00	16,713,460.19	0.00	0.00	0.00	0.00	14,779,435.54	1,934,024.65	0.00	0.00	16,713,460.19		

SUMMARY

Particulars	Previous Report	This Month	As of Date
(1)	(2)	(3)	(4)
Cash Disbursements Authorized Received	26,007,770.73	13,450,646.37	39,458,417.10
NCA	23,490,000.00	12,245,000.00	35,735,000.00
NTA	0.00	0.00	0.00
Working Fund	0.00	0.00	0.00
TRA	2,417,770.73	1,344,781.89	3,762,552.62
CO	0.00	0.00	0.00
NCAA	0.00	0.00	0.00
Less: Notice of Transfer of Allocation (NTA) issued	0.00	0.00	0.00
Total Disbursement Authorized Available	26,007,770.73	13,450,646.37	39,458,417.10
Less:	0.00	0.00	0.00
- Lapsed NCA	0.00	0.00	0.00
- Encumbrances	22,779,395.42	16,713,460.19	39,492,855.61
- Other Non-Cash Disbursements	0.00	0.00	0.00
- Disbursements affected through outright deductions from claims	0.00	0.00	0.00
- Overpayment of expenses (e.g. personal benefits)	0.00	0.00	0.00
- Reimbursement for use of government property	0.00	0.00	0.00
- Liquidated damages and similar claims	0.00	0.00	0.00
- Claims (e.g. TFP, OTC, Overtime, etc.)	0.00	0.00	0.00
- Advances/Adjustments (e.g. cancelled/returned checks)	0.00	0.00	0.00
Balance of Disbursement Liabilities as of date	3,128,375.31	(3,128,813.82)	0.00
Final Disbursement Program	29,188,396.90	36,584,459.19	65,772,856.09
Less: Actual Disbursements	22,779,395.42	16,713,460.19	39,492,855.61
- Cash/Other spending	6,378,804.98	16,713,460.19	23,092,265.17

Notes: * The use of NTA is discouraged.
Notes: ** Accounts should tally with the General Ledger Statement (column 27).


 Recommending Approval:
 G. C. BAUTISTA, JR.
 DIRECTOR, FMO
 Date: 2022-04-09 14:43:51



 Approved by:
 BENJAMIN L. REYES
 UNIVERSITY PRESIDENT
 Date: 2022-04-09 14:45:49

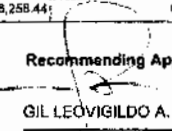
QUARTERLY REPORT OF REVENUE AND OTHER RECEIPTS


As at the Quarter Ending March 31, 2022

Department : State Universities and Colleges (SUCs)
 Agency : Northwest Samar State University
 Operating Unit : < not applicable >
 Organization Code (UACS) : 08 078 0000000
 Fund Cluster : 05 - Internally Generated Funds

Classification/Sources of Revenue and Other Receipts	UACS CODE	REVENUE TARGET (Annual) per BESF	Actual Revenue and Other Receipts Collections					Cumulative Remittance/Deposits to Date			Variance		Remarks
			1st Quarter Ending March 31	2nd Quarter Ending June 30	3rd Quarter Ending Sept. 30	4th Quarter Ending Dec. 31	Total	Remittance to BTr	Deposited with AQDB	TOTAL	Amount	%	
1	2	3	4	5	6	7	8=[(8+)-(-7)-8+9]	9	10	11=(9+10)	12=(8-3)	13=(12/3)	14
Internally Generated Funds		38,500,000.00	45,016,258.44	0.00	0.00	0.00	45,016,258.44	0.00	0.00	0.00	6,516,258.44	17 %	
Non-Revenue Collections/Other Receipts		38,500,000.00	45,016,258.44	0.00	0.00	0.00	45,016,258.44	0.00	0.00	0.00	6,516,258.44	17 %	
Cash Revenue		38,500,000.00	45,016,258.44	0.00	0.00	0.00	45,016,258.44	0.00	0.00	0.00	6,516,258.44	17 %	
Non-Tax		38,500,000.00	45,016,258.44	0.00	0.00	0.00	45,016,258.44	0.00	0.00	0.00	6,516,258.44	17 %	
Tuition Fees	4020201001	35,000,000.00	442,148.00	0.00	0.00	0.00	442,148.00	0.00	0.00	0.00	(34,557,852.00)	-99 %	
Income Collected from Students	4020201002	1,000,000.00	213,152.00	0.00	0.00	0.00	213,152.00	0.00	0.00	0.00	(786,848.00)	-79 %	
Income from Other Sources	4020201003	1,000,000.00	338,874.43	0.00	0.00	0.00	338,874.43	0.00	0.00	0.00	(661,125.57)	-66 %	
Other School Fees	4020201099	1,500,000.00	11,596,812.27	0.00	0.00	0.00	11,596,812.27	0.00	0.00	0.00	10,096,812.27	673 %	
Subsidy from Other Funds	4030106000	0.00	32,426,271.74	0.00	0.00	0.00	32,426,271.74	0.00	0.00	0.00	32,426,271.74	0 %	
TOTAL		38,500,000.00	45,016,258.44	0.00	0.00	0.00	45,016,258.44	0.00	0.00	0.00	6,516,258.44	17 %	

Certified Correct:

 CORNELIO B. BAUTISTA JR.
 Accountant III
 Date: 2022-04-29 13:59:16

Recommending Approval:

 GIL LEOVIGILDO A. ANCHETA
 Director, FMO
 Date: 2022-04-29 14:00:08

Approved:

 BENJAMIN L. PECAYO ED. D.
 University President
 Date: 2022-04-29 14:09:37