

QUARTERLY PHYSICAL REPORT OF OPERATION


As of June 30, 2022


Department : State Universities and Colleges (SUCs)  
 Agency : Northwest Samar State University  
 Operating Unit : < not applicable >  
 Organization Code (UACS) : 08 078 0000000


Particulars	UACS CODE	Physical Target (Budget Year)					Physical Accomplishment (Budget Year)					Variance	Remarks
		1st Quarter	2nd Quarter	3rd Quarter	4th Quarter	Total	1st Quarter	2nd Quarter	3rd Quarter	4th Quarter	Total		
1	2	3	4	5	6	7	8	9	10	11	12	13	14
HIGHER EDUCATION PROGRAM	310100000000000												
OO : Relevant and quality tertiary education ensured to achieve inclusive													
Outcome Indicators													
1. Percentage of first-time licensure exam takers that pass the licensure exams						50%					47.37%	2.63%	Below the target (94.74%)
							(21/37)	(45/95)					
2. Percentage of graduates (2 years prior) that are employed						30%					34.55%	4.55%	Above the target (115.17%)
							(92/437)	(59/437)					
Output Indicators													
1. Percentage of undergraduate students enrolled in CHED-identified and RDC-identified priority programs						77.08%	-	-			-		The accomplishment for this target will be reflected in the third quarter since the enrolment just started last August. It was agreed that the 1st semester of the current year will be the basis as agreed by SUC and CHED.
2. Percentage of undergraduate programs with accreditation						73%	93.33%				93.33%	20.3%	Above the target (127.85%)
							(28/30)						
ADVANCED EDUCATION PROGRAM	320100000000000												
OO : Higher education research improved to promote economic													
Outcome Indicator													
1. Percentage of graduate school faculty engaged in research work applied in any of the following:													
a. pursuing advanced research degree programs (Ph.D) or													
b. actively pursuing within the last three (3) years (investigative research, basic and applied scientific research, policy research, social science research) or						20%	52%				52%	32%	Above the target (260%)
							(13/25)						
c. producing technologies for commercialization or livelihood improvement or													
d. whose research work resulted in an extension program													
Output Indicators													
1. Percentage of graduate students enrolled in research degree programs						100%	-	-			-	0%	The accomplishment for this target will be reflected in the third quarter since the enrolment just started last August. It was agreed that the 1st semester of the current year will be the basis as agreed by SUC and CHED.
2. Percentage of accredited graduate programs						50%	90%				90%	40%	Above the target(180%)
							(9/10)						
RESEARCH PROGRAM	320200000000000												
OO : Higher education research improved to promote economic													
Outcome Indicator													
1. Number of research outputs in the last						1	2	0			2	1	Above the target (200%)

**Department :** State Universities and Colleges (SUCs)  
**Agency :** Northwest Samar State University  
**Operating Unit :** < not applicable >  
**Organization Code (UACS) :** 08 078 0000000

Particulars	UACS CODE	Physical Target (Budget Year)					Physical Accomplishment (Budget Year)					Variance	Remarks
		1st Quarter	2nd Quarter	3rd Quarter	4th Quarter	Total	1st Quarter	2nd Quarter	3rd Quarter	4th Quarter	Total		
1	2	3	4	5	6	7	8	9	10	11	12	13	14
three years utilized by the industry or													
by other beneficiaries													
Output Indicators													
1. Number of research outputs completed						11	0	6			6	-5	Below the target (54.54%)
within the year													
2. Percentage of research outputs published						7%	20%	6.67%			26.67%	19.67%	Above the target (381%)
in internationally-refereed or CHED							6/30	2/30					
recognized journal within the year													
TECHNICAL ADVISORY EXTENSION PROGRAM	330100000000000												
OO : Community engagement increased													
Outcome Indicator													
1. Number of active partnerships with LGUs,						14	9	0			9	-5	Below the target (64.29%)
industries, NGOs, NGAs, SMEs, and													
other stakeholders as a result of													
extension activities													
Output Indicators													
1. Number of trainees weighted by the						3,000	243	1,605			1,848	-1,152	Below the target (61.6%)
length of training													
2. Number of extension programs organized						12	17	0			17	5	Above the target (141.67%)
and supported consistent with the SUC's													
mandated and priority programs													
3. Percentage of beneficiaries who rate the						100%	100%	100%			100%	0	On target (100%)
training course/s as satisfactory													
or higher in terms of quality and relevance													

Prepared by:  
  
 RODOLFO B. CORRALES  
 Budget Officer  
 2022-09-09 11:29:40

In coordination with:  
  
 JONAH L. SAN-CEDRA  
 Planning Officer  
 2022-09-09 11:29:40

Approved by:  
  
 BENJAMIN P. PARDO, ED.D.  
 University President  
 2022-09-09 11:31:33