




QUARTERLY REPORT OF REVENUE AND OTHER RECEIPTS
As at the Quarter Ending December 31, 2022


Department : State Universities and Colleges (SUCs)
 Agency : Northwest Samar State University
 Operating Unit : < not applicable >
 Organization Code (UACS) : 08 078 0000000
 Fund Cluster : 05 - Internally Generated Funds

| Classification/Sources of Revenue and Other Receipts | UACS CODE | REVENUE TARGET (Annual) per BESF | Actual Revenue and Other Receipts Collections | | | | | Cumulative Remittance/Deposits to Date | | | Variance | | Remarks |
|--|------------|----------------------------------|---|----------------------------|-----------------------------|----------------------------|------------------|--|---------------------|-----------|----------------|-----------|---------|
| | | | 1st Quarter Ending March 31 | 2nd Quarter Ending June 30 | 3rd Quarter Ending Sept. 30 | 4th Quarter Ending Dec. 31 | Total | Remittance to BTr | Deposited with AGDB | TOTAL | Amount | % | |
| 1 | 2 | 3 | 4 | 5 | 6 | 7 | 8=[(6+(-)7)-8+9] | 9 | 10 | 11=(9+10) | 12=(8-3) | 13=(12/3) | 14 |
| Internally Generated Funds | | 38,500,000.00 | 45,016,258.44 | 51,606,491.55 | 28,073,303.58 | 28,393,328.67 | 153,089,382.24 | 0.00 | 0.00 | 0.00 | 114,589,382.24 | 298 % | |
| Non-Revenue Collections/Other Receipts | | 38,500,000.00 | 45,016,258.44 | 51,606,491.55 | 28,073,303.58 | 28,393,328.67 | 153,089,382.24 | 0.00 | 0.00 | 0.00 | 114,589,382.24 | 298 % | |
| Cash Revenue | | 38,500,000.00 | 45,016,258.44 | 51,606,491.55 | 28,073,303.58 | 28,393,328.67 | 153,089,382.24 | 0.00 | 0.00 | 0.00 | 114,589,382.24 | 298 % | |
| Non-Tax | | 38,500,000.00 | 45,016,258.44 | 51,606,491.55 | 28,073,303.58 | 28,393,328.67 | 153,089,382.24 | 0.00 | 0.00 | 0.00 | 114,589,382.24 | 298 % | |
| Tuition Fees | 4020201001 | 35,000,000.00 | 442,148.00 | 14,464,393.00 | 452,438.00 | 19,977,916.00 | 35,336,895.00 | 0.00 | 0.00 | 0.00 | 336,895.00 | 1 % | |
| Income Collected from Students | 4020201002 | 1,000,000.00 | 213,152.00 | 624,310.00 | 541,950.00 | 122,770.00 | 1,502,182.00 | 0.00 | 0.00 | 0.00 | 502,182.00 | 50 % | |
| Income from Other Sources | 4020201003 | 1,000,000.00 | 338,874.43 | 2,105,111.05 | 3,821,078.82 | 3,392,413.67 | 9,657,477.97 | 0.00 | 0.00 | 0.00 | 8,657,477.97 | 866 % | |
| Other School Fees | 4020201099 | 1,500,000.00 | 11,595,812.27 | 10,513,606.00 | 955,771.76 | 2,697,909.00 | 25,763,099.03 | 0.00 | 0.00 | 0.00 | 24,263,099.03 | 1,618 % | |
| Subsidy from Other Funds | 4030105000 | 0.00 | 32,426,271.74 | 23,899,071.50 | 22,302,065.00 | 2,202,320.00 | 80,829,728.24 | 0.00 | 0.00 | 0.00 | 80,829,728.24 | 0 % | |
| TOTAL | | 38,500,000.00 | 45,016,258.44 | 51,606,491.55 | 28,073,303.58 | 28,393,328.67 | 153,089,382.24 | 0.00 | 0.00 | 0.00 | 114,589,382.24 | 298 % | |

Certified Correct:

 CORNELIO C. BAUTISTA JR.
 ACCOUNTANT III
 Date: 01/31/23 22:01 PM

Certified Correct:

 RODOLFO CORRALES JR.
 BUDGET OFFICER
 Date: 1/31/23 10:04 PM

Recommending Approval:

 GIL LEOVIGILDO A. ANCHETA
 DIRECTOR, FMO
 Date: 1/31/23 10:05 PM

Approved By:

 BENJAMIN L. PECAYO ED.D.
 UNIVERSITY PRESIDENT
 Date: 1/31/23 10:06 PM